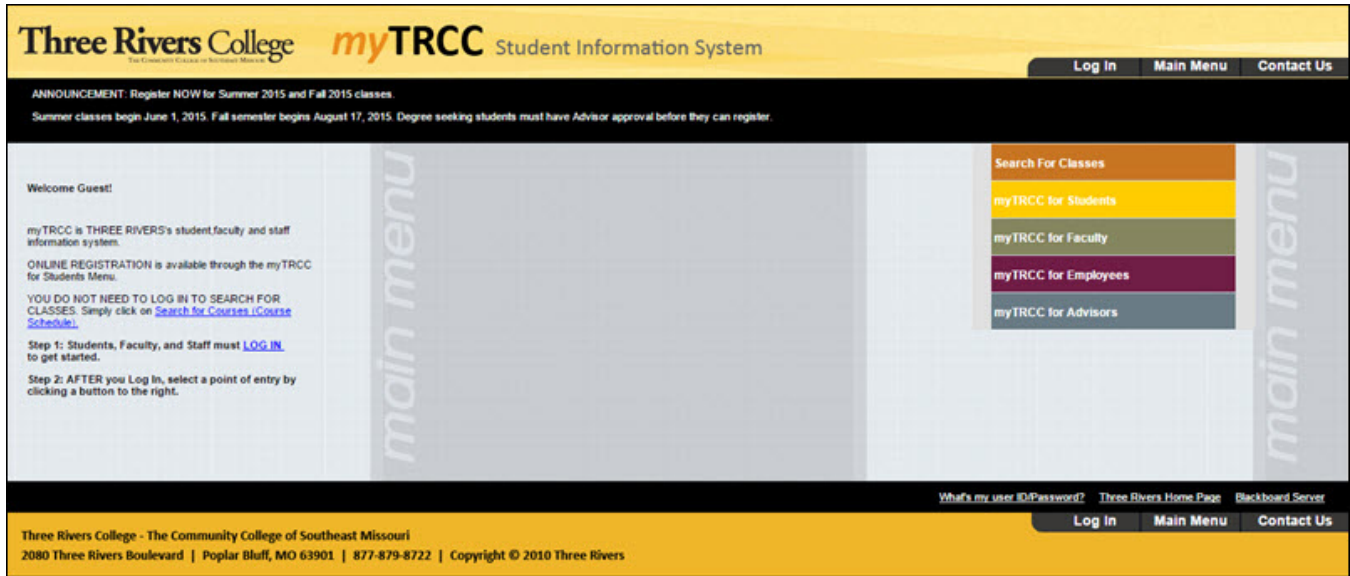


MYTRCC PASSWORD RESET

How do I reset my myTRCC password?

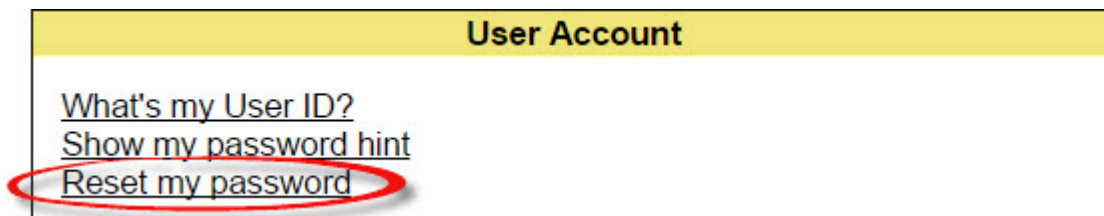
First, go to the myTRCC page by clicking [HERE](#) or going to <https://www.trcc.edu> and click the myTRCC link at the top of the page.



Click [myTRCC for Employees](#)



Under **User Account**, click [Reset my password](#)



Enter your Last Name. Next, you can either enter your **Social Security Number (SSN)** or your 7 digit **Three Rivers ID Number**. Click the **Submit** button.

Last Name*

SSN

OR

Three Rivers ID Number

SUBMIT


Click the drop down arrow and select your @trcc.edu email address. Click the **Submit** button.

Select an e-mail address

* = Required

Send my temporary password to this email address*



SUBMIT 

You will receive a confirmation that a temporary password has been sent to your student email account. Click the OK button.

Reset Password Confirmation

Your temporary password will be sent to this e-mail address immediately:

OK

BACK