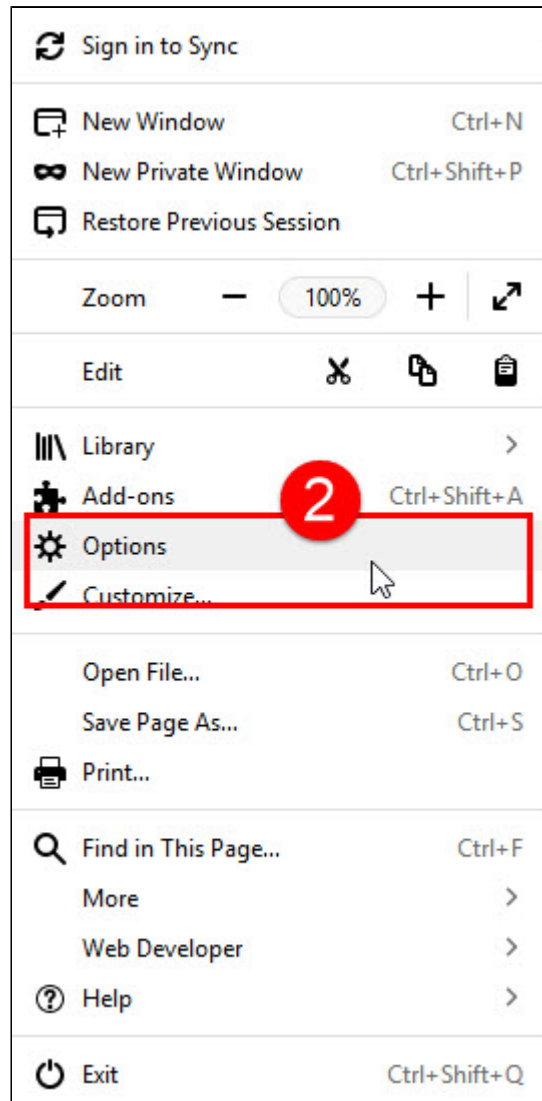
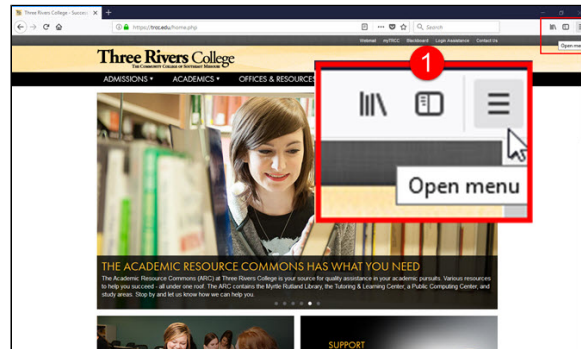


# RESET MOZILLA FIREFOX

Current as 11/17/2017 for Mozilla Firefox version 57

## To clear the cache, cookies or history in Mozilla Firefox:

1. In the upper right corner of the Mozilla Firefox browser, click the **Hamburger Menu (Open Menu) button (1)**, and select **Options (2)**.

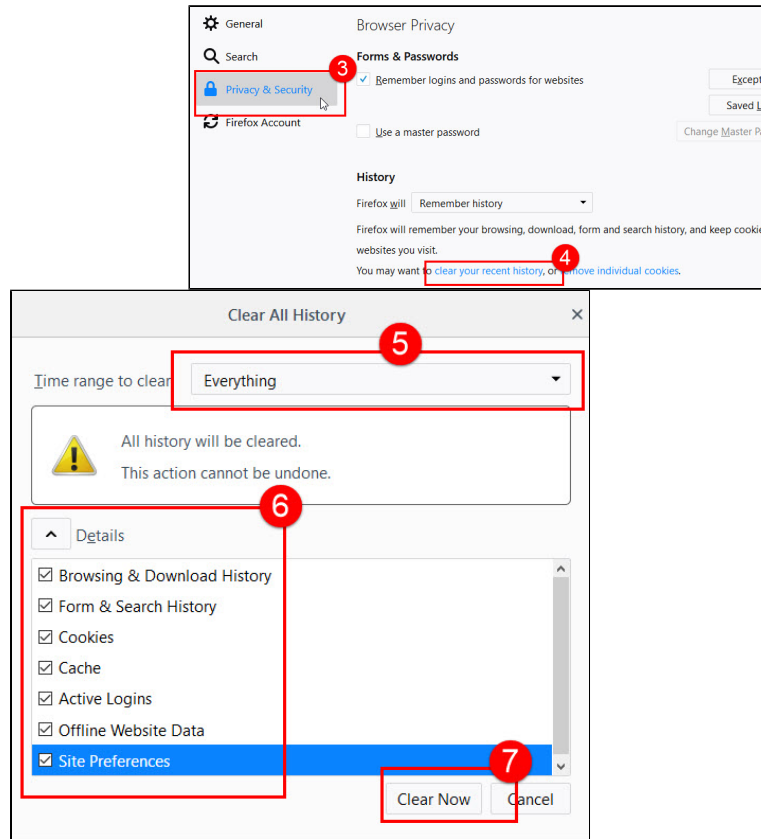


2. Click **Privacy & Security (3)** in the Left Hand Navigation Panel , and then click **clear your recent history (4)**.

3. In the new window that opens, choose **Everything** from the drop down menu **(5)**. Click the **Chevron** next to **Details** and make sure **all** of the following are checked **(6)**

- Browsing & Download History
- Form & Search History
- Cookies
- Cache
- Offline Website Data
- Site Preferences

4. Click **Clear Now (7)**



**BACK**