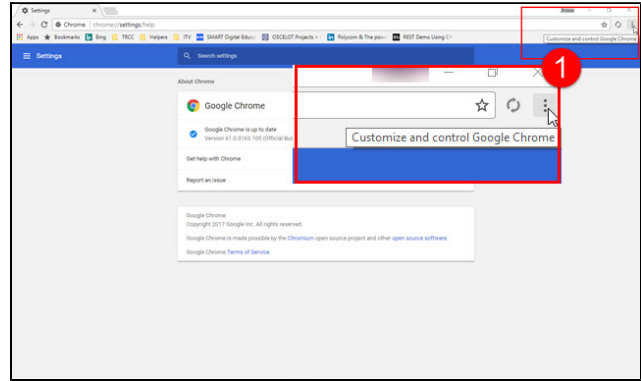


# RESET GOOGLE CHROME

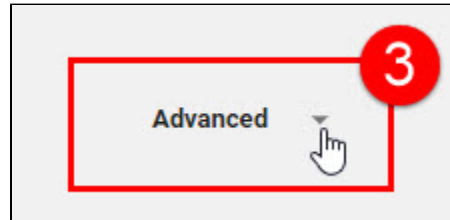
Current as of 10/05/17 for Google Chrome 61

## To clear the cache, cookies and history in Google Chrome:

1. Click the **Three Dots (Customize and control Google Chrome)** menu button (1) . Click **Settings (2)** on the menu that comes up.



3. Click **Advanced (3)**, then click **Clear Browsing Data (4)**



4. In the new window that pops up, from the drop down menu select from **the beginning of time (5)**. Make sure **Browsing History, Cached images and files, and Cookies and other site data** are checked (6). Click **Clear Browsing Data (7)**.


## Clear browsing data

Clear the following items from the beginning of time

- Browsing history  
1,555 items (and more on synced devices)
- Download history  
144 items
- Cached images and files  
575 MB
- Cookies and other site data  
This will sign you out of most websites
- Passwords  
1 password (synced)
- Autofill form data  
185 suggestions (synced)
- Hosted app data  
5 apps (Cloud Print, Gmail, and 3 more)
- Media licenses  
You may lose access to protected content from :

6

CANCEL

 This clears synced data from all devices. Some browsing habits will not be cleared. [Learn more](#)

**BACK**