

iPhone Student Email Setup



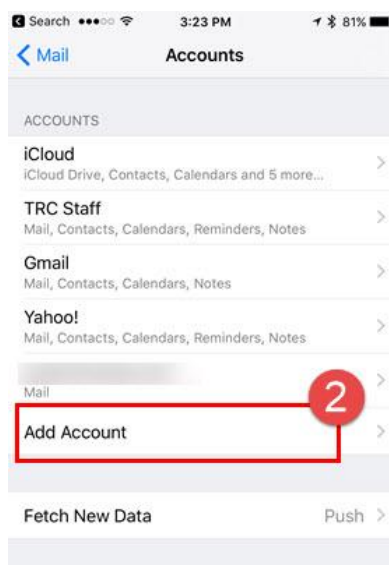
Example Student Information: Name: Rocky Raider ID#: 1234567
Email: rraider4567@mymail.trcc.edu

First go to **Settings -> Mail**


1. Click Accounts



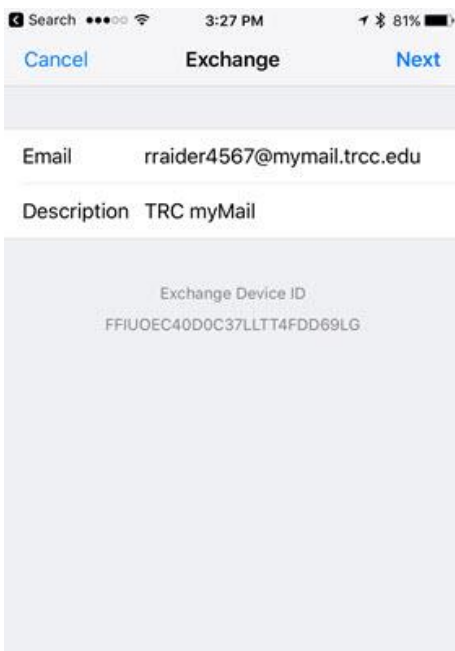
2. Click Add Account



3. Click Exchange



4. Enter Email and Description



5. Enter Password, Click Next

