

iPhone Instructor Email Setup



Example Instructor Information: Name: **David Tennant** Email: **dtennant@trcc.edu**

First, go to **Settings -> Mail**


1. Click Accounts



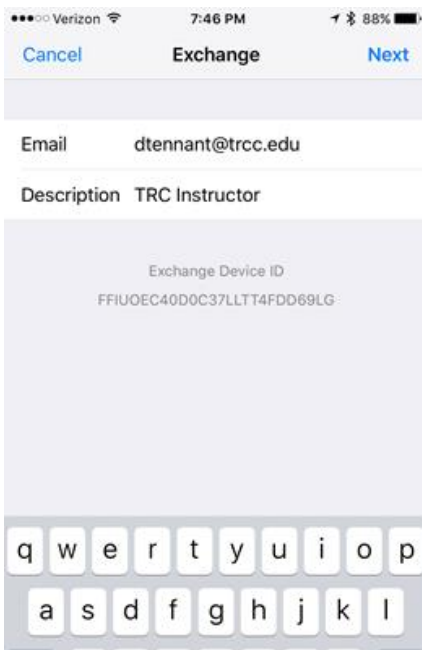
2. Click Add Account



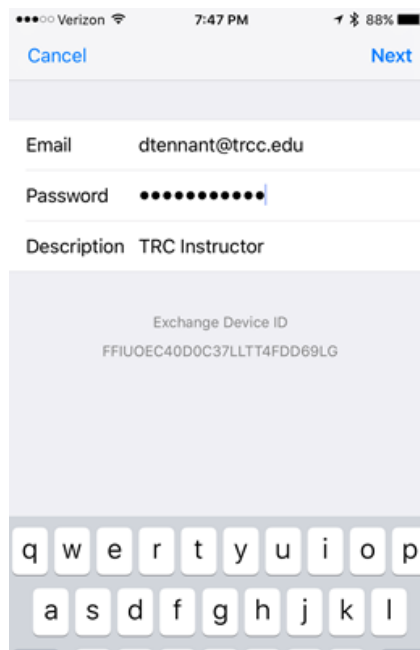
3. Click Exchange



4. Enter Email and Description



5. Enter Password, Click Next



6. Change Server, Domain and Username like Picture, Tap Done

